

# Spring 2023 FRCC Campus Select Student Instructions (Courses on the FRCC Campus)

Registration for spring semester courses on the FRCC Campus opens on October 25th, 2022. This process must be completed prior to PSD students registering for courses to be eligible for free tuition.

**Deadline to complete the Campus Select process: Wednesday, January 11th, 2023**

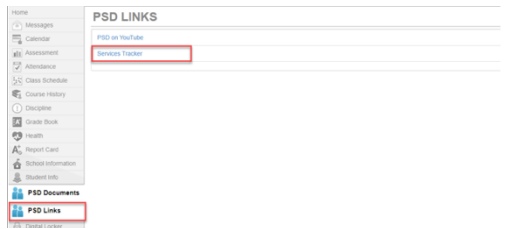


**First**, apply to Front Range Community College and get your S# - you will need it often!

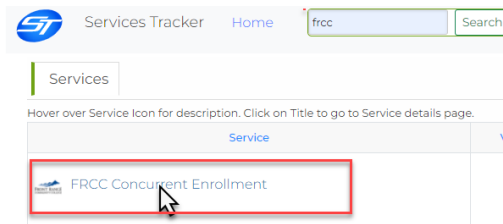
<https://www.frontrange.edu/getting-in/admissions/apply-now> This guide will help you complete your application. Check your email for a “received” email. Otherwise your application may not have been submitted! Then check for an “accepted” email. \*If you already have an S# you can look it up click [HERE](#)

**Next**, Login to [StudentVue](#) to complete your Concurrent Enrollment Agreement Form.

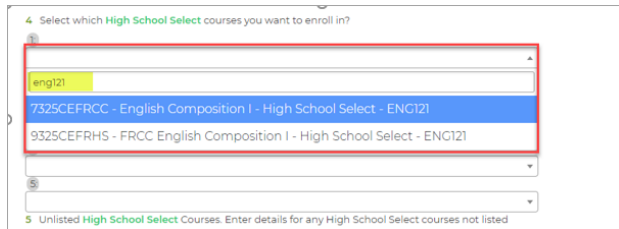
1. Click on **PSD Links** then **Services Tracker** (You may need to log into Microsoft, Use your PSD credentials).



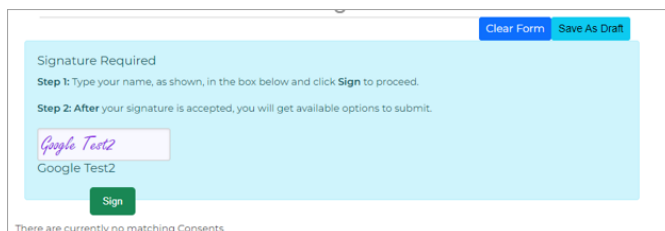
2. From the Search bar type in **FRCC** click search



3. Click on FRCC Concurrent Enrollment - **Choose Campus Select courses**, you can enter the course title or the FRCC Course ID number in the search box.



4. Digitally sign the form and click sign



5. **Click agree, then confirm.** Make sure your parents complete the Synergy Form, click [HERE](#) for instructions.

## Final Steps:

1. Attend orientation and register for courses: <https://www.frontrange.edu/lc-collegenow/programs/campus-select>
2. Email your counselor to confirm all steps are complete by Wednesday, January 11th
3. FRCC courses should align with your Individual Career and Academic goals. Login to [Xello](#) to update
4. Do you need a textbook? The bookstore will have a list of approved PSD students on January 17th. Books are paid for by PSD, click [HERE](#) to view instructions.