

Poudre Impalas!

It's August and students and their families are excited to log into *ParentVUE* and *StudentVUE*. This year these tools will be more important than years past with Remote Learning. This technology will provide parents with the answer their own question,

*“Is my kid doing their work? Do they seem like they are telling me the truth? Not sure which is more overwhelming, Remote Learning or a Global Pandemic.”*

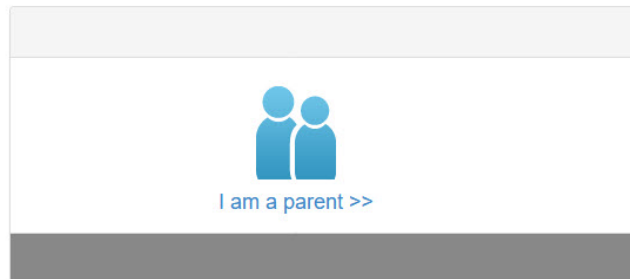
## Access and Activate ParentVUE Account

### How to Log In and/or Activate your Account

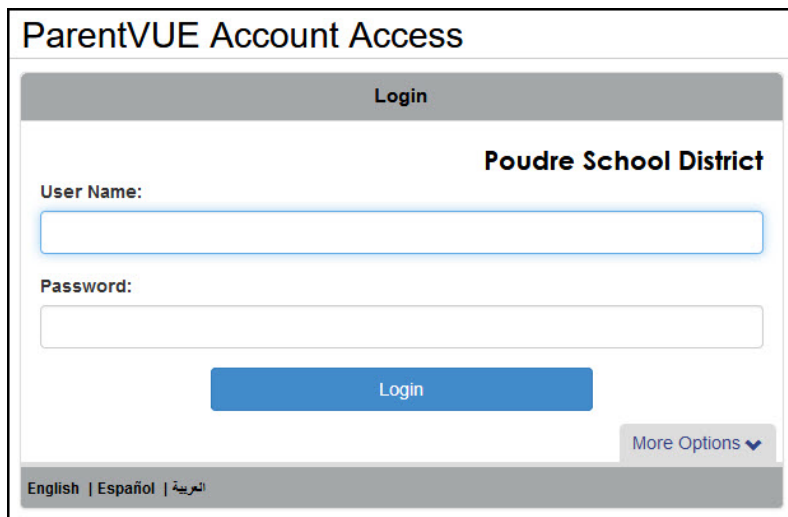
#### Access your ParentVUE account

1. On the Poudre School District website, links to ParentVUE are located on the [Parent web page](#) or [ParentVUE web page](#)
2. After clicking the "ParentVUE" button, click the "I am a parent>>" link.

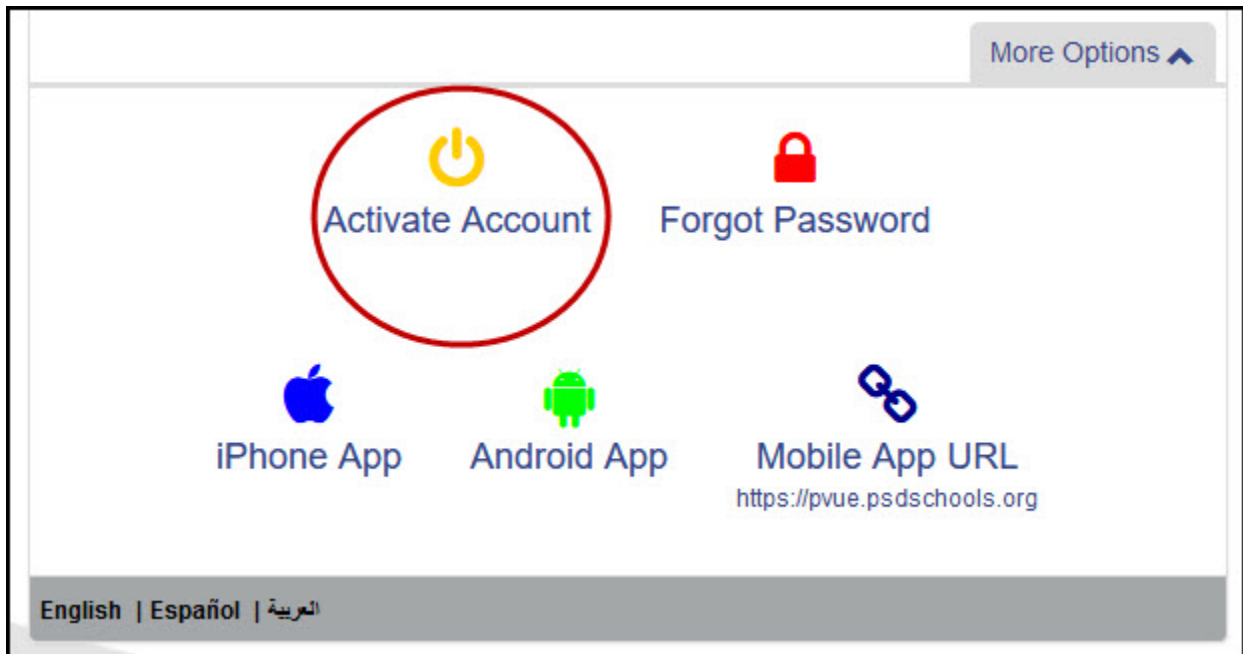
#### ParentVUE and StudentVUE Access



3. If you've already activated your account, you can log in with your username and password.

A screenshot of the "ParentVUE Account Access" login page. The page has a white background with a grey header and footer. The header contains the text "ParentVUE Account Access". Below the header, there is a grey bar with the text "Login". The main content area is white and contains the text "Poudre School District" in the top right corner. There are two input fields: "User Name:" and "Password:". Below the input fields, there is a blue button labeled "Login". In the bottom right corner, there is a "More Options" dropdown menu. At the bottom of the page, there is a grey bar with the text "English | Español | العربية".

4. If you are logging in for the first time, click "More Options," then "Activate Account."



## Activate your account

**You will receive an email from Poudre School District with a one-time activation key shortly after you student is enrolled.** If you don't receive an email, please contact your school.

If you've already activated your account, you can log in with your username and password.

*Note: The activation process needs to be completed only once. However, if you have more than one child, you will not have access to his/her information until the Education Rights is set by the school for that child. For assistance or if you have questions, please contact your child's school.*

**Step 1:** Read the privacy statement and click the "I Accept" button to agree to the privacy agreement.

### Parent Account Activation

**Step 1 of 3: Privacy Statement**

Read through the following Privacy Statement and click the Accept button to agree to the privacy agreement

ParentVUE/StudentVUE allows parent/guardians and students access to student information through a secure internet connection. Poudre School District will provide all parent/guardians of currently enrolled students access to ParentVUE and will provide currently enrolled students access to StudentVUE in order to monitor information and progress of a student in a confidential and secure setting. Poudre School District reserves the right to deny or cease access to ParentVUE/StudentVUE due to violation of stated use guidelines, court orders, or any other legal proceedings that limit availability of educational data.

1. Users must be parents/guardians with rights to access a student's educational records as provided for under the Family Educational Right and Privacy Act (FERPA).
2. Parent/guardians must provide a valid email address.
3. Users will be responsible for the security of the User Name and Password once issued.
4. Users will not attempt to access data or another account for which they have no

Clicking I Accept means that you agree to the above Privacy Statement.

**1**

**Step 2:** Type your first name, last name and activation key exactly as they are stated in the email you received.

**Parent Account Activation**

**Step 2 of 3: Sign In with Activation Key**

Please enter your first name, last name and the 7 character authentication key (provided to you by the district), to activate your ParentVUE account:

**First Name**

**Last Name**

**Activation Key**

2 [Continue to Step 3](#)

**Step 3:** You will be asked to create a username and password. Passwords are case sensitive, must consist of at least one number, at least one letter, and must be a minimum of six characters. Use the primary email provided in the activation email you received. Click "Complete Account Activation."

**Complete Account Activation**

**Step 3 of 3: Choose user name and password**

Welcome [redacted]. To complete your account activation you will need to create your username and password. Remember that passwords are case sensitive. Your password can consist of numbers and letters and must be a minimum of 6 characters in length.

**User Name**

**Password**

**Confirm Password**

**Primary E-Mail**

3 [Complete Account Activation](#)

**I am creating an account for the first time and ParentVUE is prompting me to enter an activation key. How do I get this?**

**I have already created an account in ParentVUE but can't remember my User Name and/or am still not able to log in. Help.**

- Call: PHS (970) 488-6000
- Email:
  - Cindy - [cindys@psdschools.org](mailto:cindys@psdschools.org)
  - Jen - [jbackurz@psdschools.org](mailto:jbackurz@psdschools.org)
  - PSD - [covidtechhelp@psdschools.org](mailto:covidtechhelp@psdschools.org)

**I am a current PHS student and my password has expired. How can I update my password so that I can log into StudentVUE?**

- Email:
  - Roz - [rlang@psdschools.org](mailto:rlang@psdschools.org)
  - Steve - [sbutler@psdschools.org](mailto:sbutler@psdschools.org)

More information can be found at <https://www.psdschools.org/ParentVUE>

Please email Shel Morse at [rmorse@psdschools.org](mailto:rmorse@psdschools.org) for any other questions you may have. We are excited to see students return at the end of this month! Our building is not the same without them.

Hope you and your family are healthy.

***GO POUUDRE!***

[Kathy Mackay](#)

Principal

Poudre High School

"I am who I am because of who we are. We are Poudre."